


DONGYUE®

Better Solution Better Life

东岳机械集团

CHINA AUTOMATIC BLOCK
BRICK PRODUCTION LINE SUPPLIER



QT10-15 Full-Automatic Block Machine Line

Dongyue block machine advantage



- 1.Material and welding :all material and spare parts seleted according international CE standard,Carbon dioxide protection welding will assure whole line stable running.
- 2.Control PLC:we selete original Mitsubishi PLC combine with independently develop machine control program ,assure stable and high-efficiency working status.
- 3.Switches and motor :Switches will use Japan Omron and france Schneider brand ,motor will use Siemens or ABB brand.
- 4.Hydraulic system :Hydraulic spare parts be ordered according our block machine characteristics from Taiwan.
- 5.Material feeder : Rotary mixer type material feeding cart,finished products get higher density and strength
- 6.Mould :newest heat treatment device assure longer mould life span.
- 7.Spare part :follow the machine shipment ,we supply suitable wearing parts,the after-sale services will be faster.



(1)Main technical parameters

Dimension of host machine	3500×2300×2930	Power of host machine	37kw
Weight of host machine	9.8 T	Vibration force	100kn
Molding area	1196×880	Mixer model	JS750
Water consumption	10-20T/Day	Pallet size	1300×900×30
workshop	260M2		

(2)theoretical production capacity

Size(LxWxH)	Pcs/Mould	Pcs/ Hr	Pcs/ 8 Hr
400X100X200	20	3600-4200	28800-33600
400X150X200	14	2520-2940	20160-23520
400X200X200	10	1800-2100	14400-16800
400X250X200	8	1440-1680	11520-13440
230X110X70	42	7500-8800	60000-70400
 Paver:200X100X60	35	6300	50400
 Paver:200X163X60	20	3600	28800



scatter



siemensAC contactor



square head proximity switch



finished bolt



schneider AC contactor



SIEMENS motor



Mitsubishi PLC control Unit



paver mould



hydraulic station

Introduction

DongYue Machinery Group

DongYue Machinery Group Former:SHANDONG DONGYUE BUILDING MACHINE CO.,LTD,FOUND IN 1994, established in June 2012, including Dongyue Machinery Group Co.,Ltd, Shandong National Tsing Hua University New Energy Co.Ltd, Linyi Dongyue new wall materials Co., Ltd,Linyi Dong Yue Import and Export Trading Co., Ltd, Linyi Dongyue Shengda Machinery Co.,Ltd, Linyi Dongyue Pressure Vessel Manufacturing Co.,Ltd totally 6 companies composition. Group registered capital of 104.1 million RMB, total assets of 724 million RMB, covers area of 500 acres, more than 2,000 employees. It is a set of product research and development, production, sales as one of the national fixed-point large private building materials machinery manufacturing enterprise.

Our main products are Automatic Burn-free brick making machine , aerated concrete block production line, the aerated concrete wall panel production line, autoclaved lime sand brick production line, autoclave etc. A and second-class pressure vessel, aerated concrete blocks, sand-lime brick, panel products, Oxygenated diesel, dimethyl ether , plant asphalt nine series,more than 60 varieties.

Dongyue Machinery Group has always been adhering to the management idea of "Integrity, Innovation,Harmony, Security,Altruism",strive to produce highest quality products, built and completed management and quality control system.With broad domestic and international sales network and excellent after-sales service team, we gain the initiative in the fierce market competition, "Dongyue"brand reputation is famous in domestic and international market.





QT8-15A Full-Automatic Block Machine Line



(1) Main technical parameters

Dimension of host machine	3500×1700×2930mm	Power of host machine	29.1kw
Weight of host machine	8.5T	Vibration force	60-80Kn
Molding area	936×880mm	Models of mixer	JS750
Water consumption	5-10T	Forming period	15s-20s
Workshop	260M2	Pallet size	980×900×25mm

(2) theoretical production capacity

Size(LxWxH)	Pcs/Mould	Pcs/ Hr	Pcs/ 8 Hr
400X100X200	16	2880-3360	23040-26880
400X150X200	10	1800-2100	14400-16800
400X200X200	8	1440-1680	11520-13440
400X250X200	6	1080-1260	8640-10080
230x110x70	33	5940-6930	47520-55440
 Paver:200X100X60	32	5760	46080
 Paver:200X163X60	20	3600	28800



QT8-15B Full-Automatic Block Machine Line



(1) Main technical parameters

Dimension of host machine	3000×2100×3090mm	Power of host machine	35.1kw
Weight of host machine	7.9T	Vibration force	60-80Kn
Molding area	1080×800mm	Models of mixer	JS750
Water consumption	5-10T	Forming period	15s-20s
Workshop	260M2	Pallet size	1100×730×25mm

(2) theoretical production capacity

Size(LxWxH)	Pcs/Mould	Pcs/ Hr	Pcs/ 8 Hr
400X100X200	15.5	2790-3255	22320-26040
400X150X200	8.5	1530-1785	12240-14280
400X200X200	7.5	1350-1575	10800-12600
400X250X200	6.5	1170-1365	9360-10920
230x110x70	32	5760-6720	46080-53760
 Paver:200X100X60	27	4860	38880
 Paver:200X163X60	20	3600	28800



QT6-15B Automatic Block Machine Line




(1) Main technical parameters

Dimension of host machine	3500×1700×2930	Power of host machine	29.1kw
Weight of host machine	8.T	Vibration force	50-60kn
Molding area	861×880	Model of mixer	JS500
Water consumption	5-8T	Pallet size	830×940×25
Workshop	260M2		

(2) theoretical production capacity

Size(LxWxH)	Pcs/Mould	Pcs/ Hr	Pcs/ 8 Hr
400X100X200	12	2160-2520	17280-20160
400X150X200	8	1440-1920	11520-15360
400X200X200	6	1080-1260	860080
400X250X200	4	720-840	5760-6720
230x110x70	30	5400-6300	43200-50400
 Paver:200X100X60	24	4320	34560
 Paver:200X163X60	16	2880	23040



QT5-15 Automatic Block machine Line



(1) Main technical parameters

Dimension of host machine	3000×1900×2660	Power of host machine	26.65kw
Weight of host machine	4.5T	Vibration force	45-55kn
Molding area	1060×630	Mixer model	Js500
Water consumption	5-6T	Pallet size	1130×600×30
Workshop	200M2		

(2) theoretical production capacity

Size(LxWxH)	Pcs/Mould	Pcs/ Hr	Pcs/ 8 Hr
400X100X200	11	1980-2310	15840-18480
400X150X200	6	1080-1260	8640-10080
400X200X200	5	900-1050	7200-8400
400X250X200	4	720-840	5760-6720
230x110x70	26	4680-5460	37440-43680
 Paver:200X100X60	18	3240	25920
 Paver:200X163X60	12	2160	17280



QT4-15B Automatic Block Machine Line




(1)Main technical parameters

Dimension of host machine	4300×1850×2600	Power of host machine	21.8kw
Weight of host machine	5.4T	Viberating force	40-50kn
Molding area	1016×600	Mixer models	JS500
Water consumption	5-6T	Pallet size	1010×550
workshop	200M2		

(2)theoretical production capacity

Size(LxWxH)	Pcs/Mould	Pcs/ Hr	Pcs/ 8 Hr
400X100X200	8	1440-1680	11520-13440
400X150X200	6	1080-1260	8640-10080
400X200X200	4	720-840	5760-6720
400X250X200	3	540-630	4320-5040
230x110x70	24	4320-5040	34560-40320
 Paver:200X100X60	16	2880	23040
 Paver:200X163X60	8	1440	11520



QT4-15C Simple Block Machine Line



(1)Main technical parameters

Dimension of host machine	4000×1800×2800	Power of host machine	21.8kw
Weight of host machine	5.51T	Viberating force	40-50kn
Molding area	1016×600	Mixer model	JS500
Water consumption	5-6T	Pallet size	1010×550
workshop	200M2		

(2)theoretical production capacity

Size(LxWxH)	Pcs/Mould	Pcs/ Hr	Pcs/ 8 Hr
400X100X200	8	1440-1680	11520-13440
400X150X200	6	1080-1260	8640-10080
400X200X200	4	720-840	5760-6720
400X250X200	3	540-630	4320-5040
230x110x70	24	4320-5040	34560-40320
 Paver:200X100X60	16	2880	23040
 Paver:200X163X60	8	1440	11520

QT4-25 Simple Block Machine Line

QT4-26 Manual Block Machine Line



(1) Main technical parameters

Dimension of host machine	3700×2100×2300	Host machine power	16.35KW
Mould period	20S	Vibration force	35.5KN
The size of the pallet	850×550×30mm	Power of host machine	23.7 KW
Weight of the machine	3T	Mixer model	JQ500

(1) Main technical parameters

Dimension of host machine	2060×1730×1850mm	Host machine power	11.95KW
Mould period	26S	Vibration force	35.5KN
The size of the pallet	850×550×30mm	Power of host machine	18.8KW
Weight of the machine	3T	Mixer model	JQ350

(2) theoretical production capacity

Size(LxWxH)	Pcs/Mould	Pcs/ Hr	Pcs/ 8 Hr
400X100X200	7	1008	8064
400X150X200	5	720	5760
400X200X200	4	576	4608
400X250X200	3	432	3456
230x110x70	20	2880	23040

(2) theoretical production capacity

Size(LxWxH)	Pcs/Mould	Pcs/ Hr	Pcs/ 8 Hr
400X100X200	7	550-700	4400-5600
400X150X200	5	400-500	3200-4000
400X200X200	4	310-400	2480-3200
400X250X200	3	230-280	1840-2240

QT4-24 Manual block Machine Line



(1) Main technical parameters

Dimension of host machine	2060×1730×2580mm	Host machine power	13.45KW
Mould period	24S	Vibration force	35.5KN
The size of the pallet	850×550×30mm	Power of host machine	22.05KW
Weight of the machine	3T	Mixer model	JQ350

(2) theoretical production capacity

Size(LxWxH)	Pcs/Mould	Pcs/ Hr	Pcs/ 8 Hr
400X100X200	7	630-840	5040-6720
400X150X200	5	450-600	3600-4800
400X200X200	4	360-450	2880-3600
400X250X200	3	270-360	2160-2880

QT40-1 Manual Block Machine Line




(1) Main technical parameters

Dimension of host machine	1350×1460×1800mm	Host machine power	8.8KW
Vibration force	30KN	Capacity	17.4KW
Mould period	30S	Mixer model	JQ350
The size of the pallet	850×450×30mm	Weight of the machine	About 2.5T

(2) theoretical production capacity

Size(LxWxH)	Pcs/Mould	Pcs/hour	Pcs/ 8 Hr
400X150X200	5	360-450	2880-3600
400X200X200	4	280-360	2240-2800

QT40-2 Manual Block Machine



(1) Main technical parameters

Dimension	1350×1460×1800mm	Host machine power	8.8KW
Vibration force	30KN	Weight of the machine	About 1.8T
Mould period	40S	Capacity	16.3KW
The size of the pallet	850×450×30mm	Mixer model	JQ350

(2) theoretical production capacity

Size(LxWxH)	Pcs/Mould	Pcs/ 8 Hr
400X150X200	5	3000
400X200X200	4	2600

DY-150T PAVER MACHINE SPECIFICATION



(1) Main technical parameters

Max pressure	15mpa
Cylinder diameter	250mm
Total power	14kw
Production	2500-3500 blocks/8 hours
Machine weight	3600kg
Machine size	1900x1900x1850mm

DY-150TB PAVER MACHINE SPECIFICATION



(1) Main technical parameters

Max pressure	1500mpa
Total power	11kw
production	1500-2000 blocks/day
Machine weight	2500kg
Machine size	1900x1250x1850mm



QT40-3A Egg Layer Block Machine

(1)Main technical parameters

Dimension of host machine	1800×1400×1100mm
Vibration force	35.5KN
Mold period	30S
The size of the pallet	No need pallet
Capacity	5.2KW
Weight of the machine	0.8 T
Voltage	Adapt to your local voltage
theoretical production	400×200×200 3500pieces/shift

QT40-3B Egg Layer Block Machine

(1)Main technical parameters

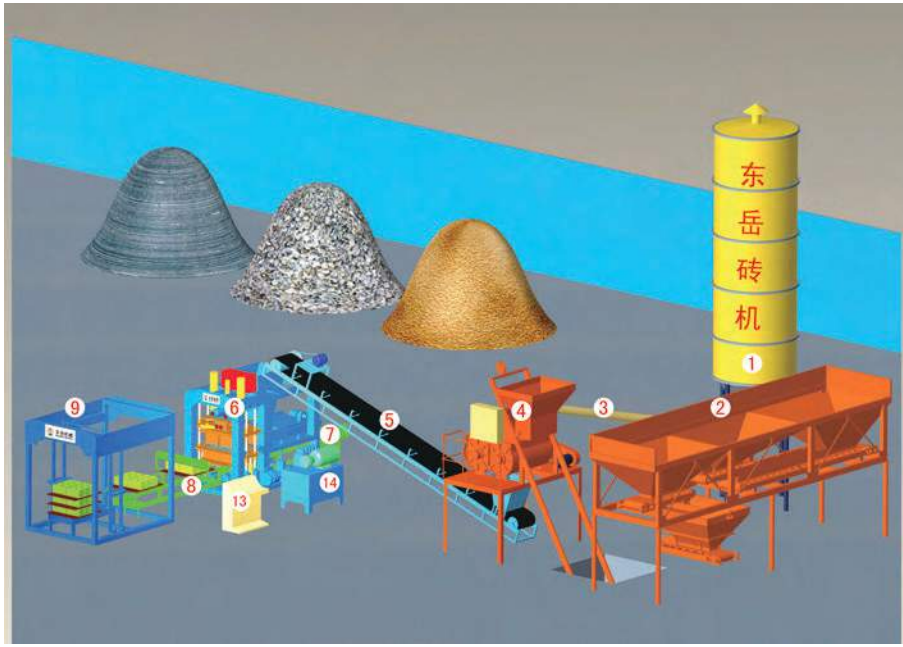
Dimension of host machine	1350×1300×1650mm	Host machine power	5.2KW
Voltage	Adapt to your local voltage	Vibration force	30KN
Moulding period	45S	Weight of the machine	About 1 T
theoretical production	400×200×200 3000pieces/shift		



QT40-3C Egg Layer Block Machine

(1)Main technical parameters

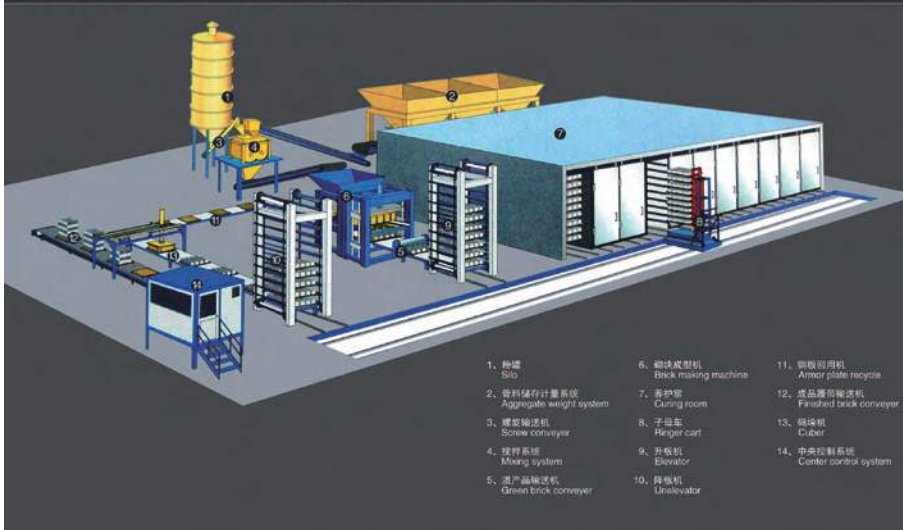
Dimension of host machine	920×800×1260mm
Vibration Frequency	Max. 3000 r/m
Moulding period	40-50S
The size of the pallet	No need pallet
Weight of the machine	0.2T
theoretical production	400×200×200 1200pieces/shift



- 1.Cement silo
- 2.Batching machine
- 3.Screw conveyor
- 4.Mixer
- 5.Belt conveyor
- 6.Block making machine
- 7.Pallet feeder
- 8.Block conveyor
- 9.Stacker
- 10.Color feeding machine
- 11.Color belt conveyor
- 12.Color mixer
- 13.PLC control system
- 14.Hydraulic station



砌块成型机生产线 Brick making line































































- 1.Silo
- 2.Aggregate weight system
- 3.Screw conveyor
- 4.Mixing system
- 5.Wet brick conveyor
- 6.Brick making machine
- 7.Curing room
- 8.Finger car
- 9.Elevator
- 10.Lowerator
- 11.Pallet Feedback Device
- 12.Dry brick conveyor
- 13.Stacker
- 14.Center control system



Block Samples

All Dimensions(L×W×H):mm

							
C-1	C-4	C-7	C-7-2	D-2	D-5	D-6	D-7
500×200×300	500×100×200	500×150×350	500×150×300	230×110×70 240×115×115	240×115×115	190×190×90	240×115×90
							
D-7-1	D-9	D-11	O-1	O-2	O-4	O-6	O-7
240×115×115	400×100×200	240×180×90	400×200×200	400×150×200	400×100×200	390×190×190	240×200×200
							
O-7-1	O-8	O-9	O-10	O-11	O-11-1	O-13	O-13-1
240×190×190	200×200×200	200×200×200	400×200×200	390×100×190	390×120×90	200×90×200	190×90×190

							
P-2-1	p-3-1	P-4-1	P-5-1	P-6	P-8	P-9-1	P-10-1
300×300×60	300×300×60	300×300×60	300×300×60	250×250×60	250×250×60	250×250×60	300×300×60
							
P-11	P-12	P-13	P-14	P-19	P-20	P-21	P-25
300×300×60	300×300×60	250×250×60	250×250×60	200×200×60	200×200×60	200×100×60	400×200×80
							
S-1	S-8	Z-1	z1-200	z2-200	Z-3	z3-300	Z-4
400×300×80	235×220×60	250×250×60	200×200×60	200×200×60	200×200×80	200×200×60	240×140×80
							
z5	z5-s	z6-s	z7	z8	z9	z10	Z-10
400×400×80	245×130×80	245×130×80	240×240×60	100×100×60	200×100×60	220×110×80	200×100×60
							
z11	Z-411	z-12	o-11				

Clients visit showing



Algeria client



Benin client



Brazil fair



Syria and Argentina client



Iran client



Canton fair



Dubai fair



England client



Vietnam signing ceremony



Nigeria client



India client



india fair



Indonesia fair



Vietnam fair



Qatar fair kataer

Project sample



Brazil factory



Ecuador block factory



India flyash brick machine factory



India QT10-15 customer factory



India QT10-15 hollow block machine



Mozambique small factory



Nepal client factory



Ship to Bulgaria-east europe



Ship to Jamaica



Ship to Pakistan



Ship to Saudi Arabia



Sri Lanka block factory



UAE factory



Uganda client



Vietnam QT10-15 machine

DONGYUE®

Better Solution Better Life

东岳机械集团

DONGYUE MACHINERY GROUP

Int tel:0086 539 8036228

Fax:0086 539 3803888

E-mail: buildingmachines@gmail.com

Web: www.chinablockmachine.com

Address: Dongyue Technology Industrial Area ,Yinan County, Linyi City, Shandong Province.